

Scaled data based on original data using  
LM-79-08 Approved Method: Electrical and Photometric Measurements of Solid-  
State Lighting Products

Test Report Prepared for  
Cooper Lighting Solutions  
(formerly Eaton)

Brand: McGRAW-EDISON

Report Number: P385587

Luminaire Tested: **GWC-SA1A-827-U-T3**

Issue Date: 3/3/2020

**Test Information**

Test Method: LM-79-08  
Report Number: P385587  
TEST IS SCALED FROM IESNA LM-79-08 TEST DATA (G2-1903-205-14)  
Test Lab: INNOVATION CENTER  
Issue Date: 3/3/2020  
Manufacturer: COOPER LIGHTING SOLUTIONS (FORMERLY EATON)  
Product Line: MCGRAW-EDISON  
Catalog Number: GWC-SA1A-827-U-T3  
Description: GALLEON WALL LUMINAIRE  
(1) 80 CRI, 2700K, 615mA LIGHTSQUARE WITH 16 LEDS AND TYPE III OPTICS  
Light Source: -  
Ballast/Driver: ELECTRONIC DRIVER

**Summary**

Lumens per Lamp: N/A  
Luminaire Lumens: 3659 lumens  
Efficiency: N/A  
Efficacy: 107.6 lumens/watt  
Luminous Opening: Rectangular (W 0.5' x L: 0.5' x H: 0')  
IES Classification: Type III - Short  
BUG Rating: B1 - U0 - G1

Input Watts (W): 34  
Input Voltage (V): NR  
Input Current (Ain): NR  
Voltage Rise (V): NR  
Power Factor: NR  
Total Harmonic Distortion (THDi): NR  
Frequency (hertz): 60  
Stabilization Time: NR  
Operation Time: NR  
Ambient Temperature (°C): NR  
Test Distance: 24 FT

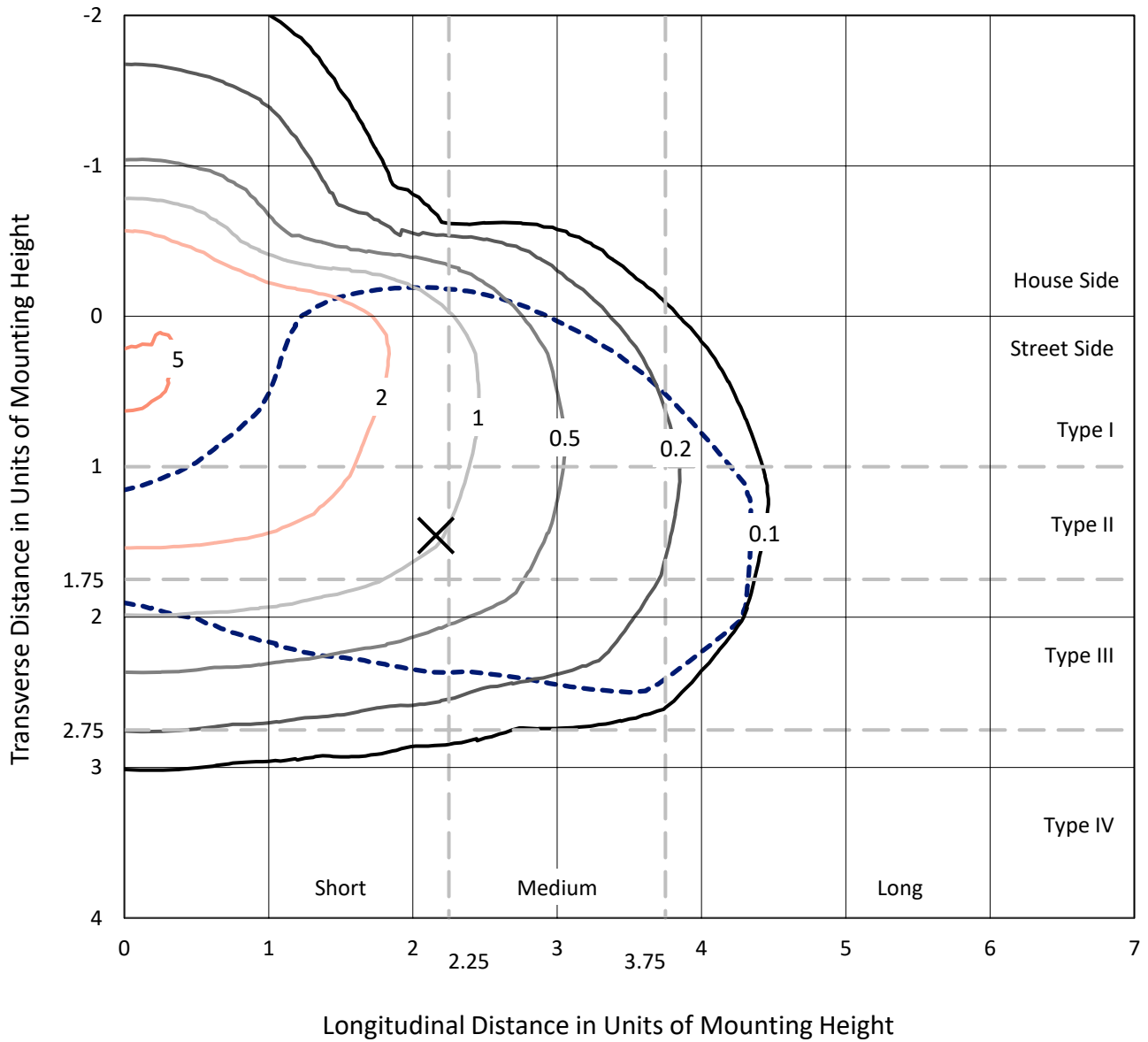




REPORT NUMBER: P385587  
 CATALOG NUMBER: GWC-SA1A-827-U-T3

### Iso-Footcandle Lines of Horizontal Illumination

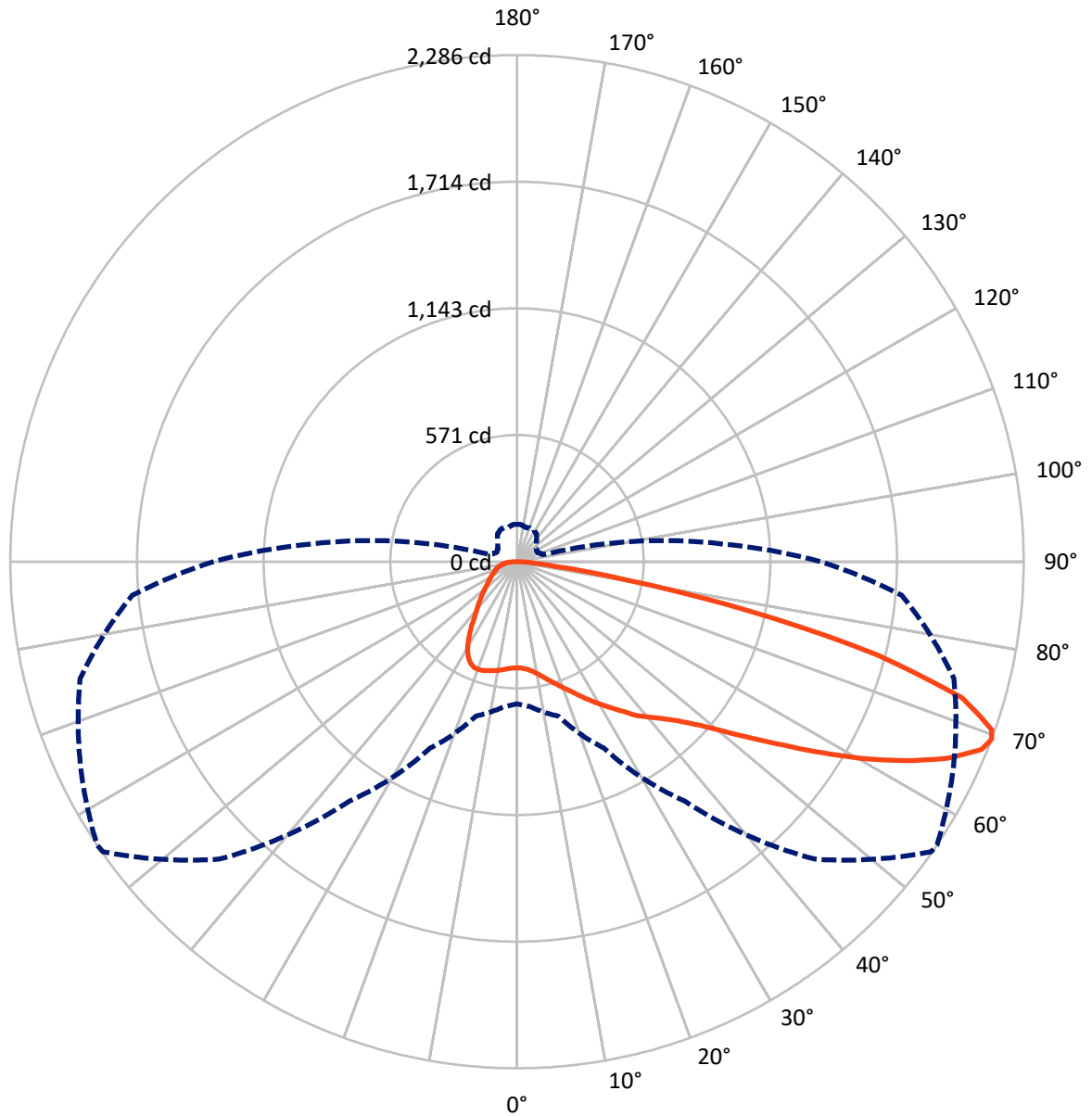
✕ Max cd  
 - - - 1/2 Max cd



Based on 10 foot mounting height. Maximum calculated value = 5.2 fc  
 Type III - Short - N/A

REPORT NUMBER: P385587  
CATALOG NUMBER: GWC-SA1A-827-U-T3

### Luminous Intensity Polar Plot



— Vertical Plane Through 56-Deg Lateral    - - - Horizontal Cone Through 69-Deg Vertical



REPORT NUMBER: P385587

CATALOG NUMBER: GWC-SA1A-827-U-T3

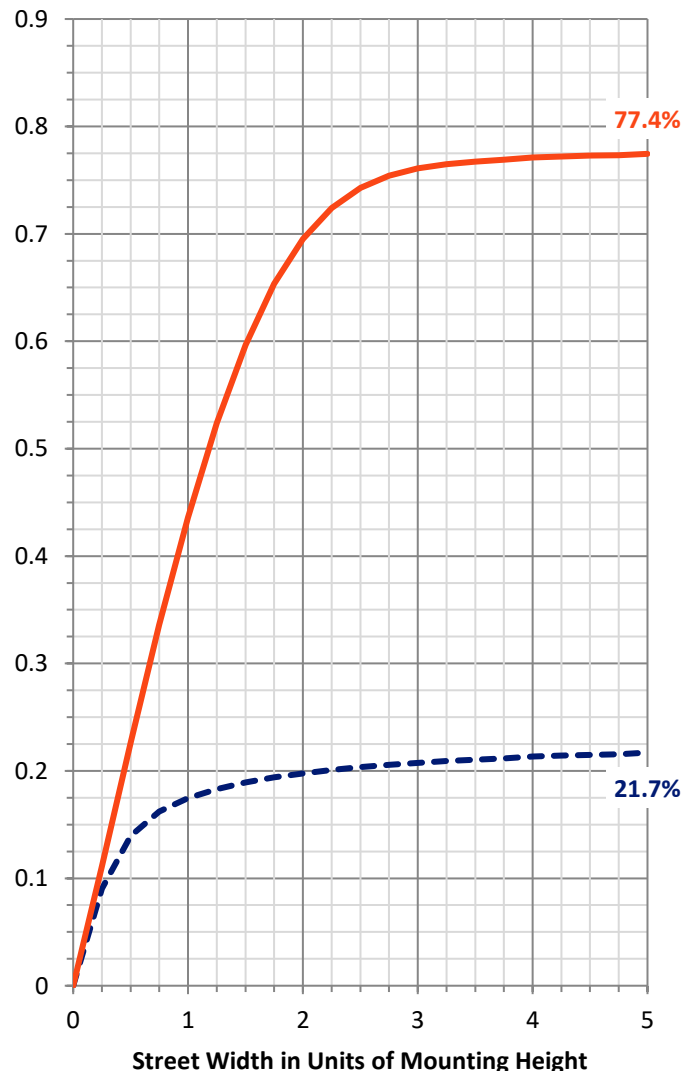
**FLUX DISTRIBUTION:**

		Downward	Upward	Total
<b>House Side</b>	Lumens	814.8	0.0	814.8
	% Fixture	22.3	0.0	22.3
<b>Street Side</b>	Lumens	2844.1	0.0	2844.1
	% Fixture	77.7	0.0	77.7
<b>Total</b>	Lumens	3659.0	0.0	3659.0
	% Fixture	100.0	0.0	100.0

**Coefficient of Utilization**

**ZONAL LUMENS:**

Zone	Lumens	% Fixture
0°-10°	47.0	1.3
10°-20°	151.1	4.1
20°-30°	263.7	7.2
30°-40°	378.8	10.4
40°-50°	524.3	14.3
50°-60°	768.1	21.0
60°-70°	936.5	25.6
70°-80°	517.8	14.2
80°-90°	71.7	2.0
90°-100°	0.0	0.0
100°-110°	0.0	0.0
110°-120°	0.0	0.0
120°-130°	0.0	0.0
130°-140°	0.0	0.0
140°-150°	0.0	0.0
150°-160°	0.0	0.0
160°-170°	0.0	0.0
170°-180°	0.0	0.0
0°-90°	3659.0	100.0
0°-180°	3659.0	100.0



REPORT NUMBER: P385587

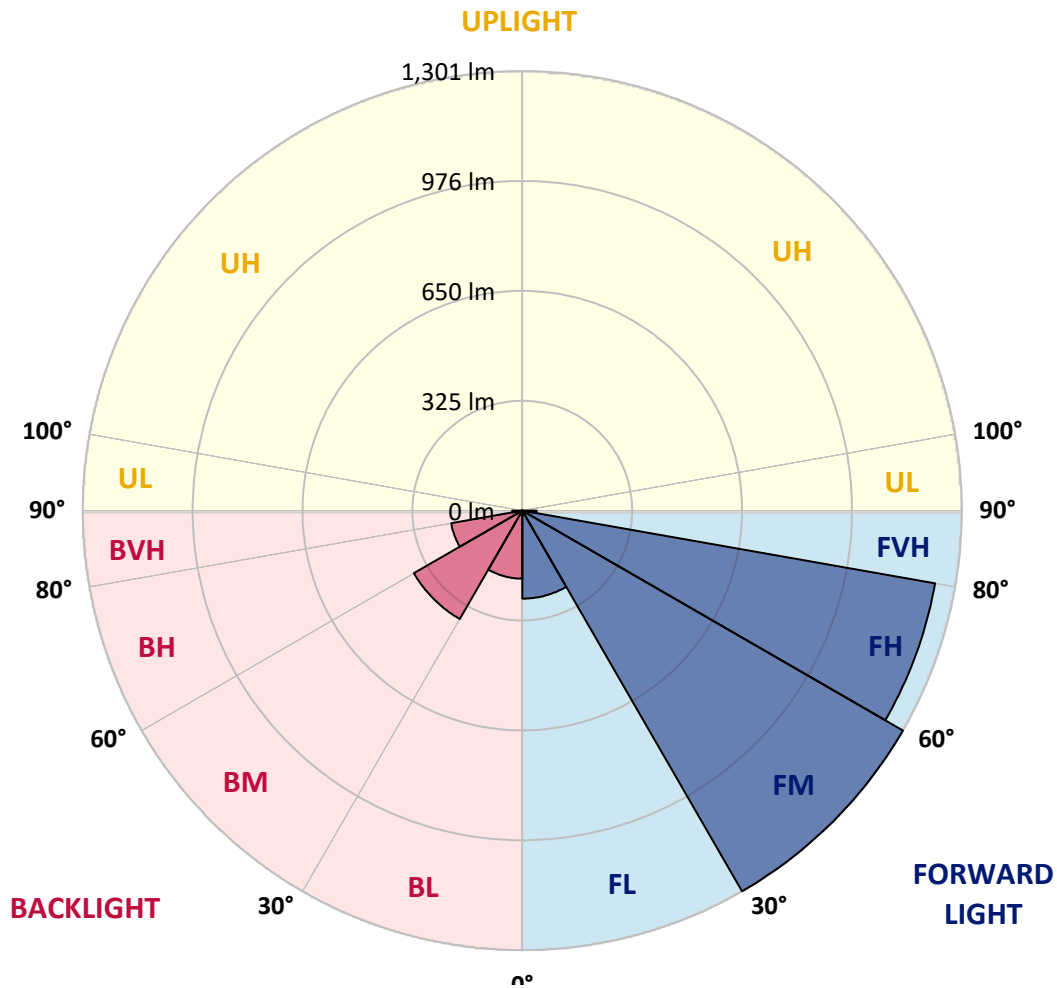
CATALOG NUMBER: GWC-SA1A-827-U-T3

**LUMINAIRE CLASSIFICATION SYSTEM LUMEN TABLE AND BUG RATING:**

Zone	Lumens	% Fixture	Zone Rating/Lumen Limit		
			B	U	G
FL (0°-30°)	260.4	7.1			
FM (30°-60°)	1300.9	35.6			
FH (60°-80°)	1240.6	33.9			G1/1800
FVH (80°-90°)	42.2	1.2			G1/100
BL (0°-30°)	201.4	5.5	B1/500		
BM (30°-60°)	370.3	10.1	B1/1000		
BH (60°-80°)	213.7	5.8	B1/500		G1/500
BVH (80°-90°)	29.5	0.8			G1/100
UL (90°-100°)	0.0	0.0		U0/0	
UH (100°-180°)	0.0	0.0		U0/0	

**BUG Rating: B1-U0-G1**

Type III Short





REPORT NUMBER: P385587

CATALOG NUMBER: GWC-SA1A-827-U-T3

**CANDELA DISTRIBUTION (FULL):**

	0°	5°	15°	25°	35°	45°	55°	56°	65°	75°	85°
0°	478.4	478.4	478.4	478.4	478.4	478.4	478.4	478.4	478.4	478.4	478.4
2.5°	481.4	481.9	481.5	482.5	481.4	482.1	481.5	481.5	481.1	480.0	478.7
5°	488.9	490.0	489.3	490.3	488.9	489.2	488.1	488.1	486.9	484.5	482.0
7.5°	500.8	501.9	501.4	502.4	500.5	500.5	499.0	498.9	496.6	492.7	489.8
10°	514.9	516.4	515.9	517.4	515.9	516.4	514.9	514.9	511.9	506.3	502.7
12.5°	535.5	537.4	536.0	535.8	535.2	536.2	535.0	534.7	531.9	524.4	519.3
15°	562.9	565.0	562.1	561.8	558.3	557.9	557.9	557.5	555.8	546.7	538.4
17.5°	594.6	595.2	592.7	588.7	584.1	581.2	580.8	581.8	581.8	571.3	558.0
20°	625.6	626.7	624.7	620.2	614.4	610.1	607.1	609.1	608.9	596.3	577.6
22.5°	659.4	662.0	659.0	653.2	646.4	641.6	636.3	638.1	638.2	622.7	596.7
25°	703.1	700.7	698.8	690.6	680.9	676.0	671.1	672.9	672.3	651.0	616.5
27.5°	741.8	742.3	739.8	731.1	719.9	709.0	708.8	709.9	708.0	680.5	635.2
30°	786.8	787.1	783.5	775.7	763.5	749.5	746.2	748.1	744.1	708.5	654.8
32.5°	831.6	832.8	828.9	819.5	809.6	792.6	786.0	787.3	777.2	737.1	675.1
35°	870.8	872.5	871.3	865.0	854.2	839.6	831.8	831.0	818.6	772.2	702.0
37.5°	910.7	912.3	911.0	905.7	901.4	885.9	881.7	881.7	860.0	808.0	736.1
40°	951.8	954.3	952.7	945.4	941.7	934.7	924.7	922.3	898.9	851.0	791.8
42.5°	990.0	993.3	999.8	995.5	988.1	989.1	969.1	967.8	950.7	914.5	861.8
45°	1044.2	1049.0	1060.1	1056.8	1055.3	1049.7	1025.9	1024.8	1018.2	1000.0	948.7
47.5°	1103.3	1109.9	1129.9	1130.5	1146.8	1136.3	1103.9	1100.0	1101.5	1102.3	1054.7
50°	1157.8	1165.0	1197.9	1213.4	1251.7	1253.9	1202.1	1198.6	1204.5	1221.9	1178.2
52.5°	1201.3	1210.3	1251.4	1299.3	1365.0	1383.6	1323.0	1320.4	1324.8	1354.8	1317.9
55°	1233.1	1243.0	1287.7	1375.0	1479.8	1512.7	1462.2	1459.7	1462.4	1500.6	1469.7
57.5°	1240.6	1243.0	1307.9	1425.9	1576.8	1655.8	1632.5	1627.4	1613.8	1647.1	1637.4
60°	1205.7	1215.2	1291.3	1443.8	1651.8	1796.8	1810.5	1804.2	1766.0	1793.2	1785.4
62.5°	1134.8	1152.0	1229.1	1416.5	1681.1	1912.1	1985.0	1977.5	1911.7	1929.3	1891.8
65°	1019.1	1026.4	1107.5	1322.6	1643.8	1985.8	2140.7	2136.9	2054.1	2026.5	1911.4
67.5°	812.1	825.9	894.7	1126.4	1491.2	1977.1	2261.1	2260.7	2147.1	2062.6	1841.7
69°	641.6	655.8	721.4	927.9	1319.5	1897.6	2281.3	2285.7	2173.4	2040.6	1742.1
70°	511.5	528.0	573.0	781.5	1167.1	1792.7	2264.5	2272.4	2168.3	2004.4	1650.2
72.5°	217.7	231.0	263.1	402.9	711.3	1338.6	2070.5	2100.5	2051.5	1834.5	1363.9
75°	95.0	99.2	113.7	164.2	315.8	728.6	1622.0	1677.5	1754.1	1550.7	1016.0
77.5°	69.6	71.3	79.3	96.4	141.7	275.2	1043.1	1075.3	1265.0	1128.4	623.2
80°	53.8	55.1	61.3	70.8	92.5	111.3	475.7	503.4	711.3	579.6	259.5
82.5°	42.9	43.7	48.0	52.2	63.9	67.4	157.9	175.2	262.6	160.1	68.7
85°	39.8	40.8	42.4	38.1	41.0	39.6	68.3	71.5	79.3	62.9	28.7
87.5°	18.0	21.3	42.0	29.6	21.8	17.4	28.0	29.2	32.9	33.0	12.7
90°	0.0	0.0	0.0	0.0	0.0	0.0	0.0	0.0	0.0	0.0	0.0



REPORT NUMBER: P385587  
 CATALOG NUMBER: GWC-SA1A-827-U-T3

**CANDELA DISTRIBUTION (continued):**

	90°	95°	105°	115°	125°	135°	145°	155°	165°	175°	180°
0°	478.4	478.4	478.4	478.4	478.4	478.4	478.4	478.4	478.4	478.4	478.4
2.5°	479.5	479.1	479.7	478.2	480.1	480.0	479.4	479.6	480.9	480.8	480.9
5°	482.4	482.1	482.9	481.8	484.0	484.8	484.9	486.0	487.4	487.8	487.8
7.5°	489.7	489.7	490.1	488.6	490.1	490.0	489.3	490.5	491.8	492.0	491.8
10°	502.3	502.4	501.8	497.9	496.6	493.2	490.1	490.2	492.0	493.4	493.7
12.5°	518.2	517.7	514.9	507.7	502.4	495.5	492.2	492.1	493.9	495.0	495.4
15°	536.3	535.0	527.8	516.0	506.7	499.9	494.6	493.4	492.4	491.1	491.2
17.5°	553.5	550.3	538.4	522.1	512.3	503.2	493.0	484.8	479.1	475.8	474.8
20°	570.9	564.7	547.4	527.8	515.3	498.8	479.1	462.5	452.1	447.4	446.5
22.5°	586.8	576.8	555.9	533.7	512.9	483.9	453.0	428.8	414.5	408.0	408.5
25°	602.3	588.4	564.7	537.9	500.8	457.7	416.7	387.0	370.3	363.1	362.9
27.5°	615.9	600.1	574.3	534.5	478.2	420.4	373.7	344.7	330.9	324.7	323.7
30°	631.5	614.9	587.0	521.5	445.2	377.3	331.8	311.3	301.5	295.3	294.2
32.5°	650.5	634.9	597.5	497.9	403.0	332.3	299.0	284.7	275.8	268.9	267.6
35°	678.3	661.4	600.1	464.1	356.6	296.7	274.9	260.3	248.2	239.2	238.4
37.5°	713.1	694.5	594.1	420.4	311.6	273.7	254.9	236.8	221.1	208.5	206.5
40°	763.2	735.2	577.3	370.0	278.4	255.9	235.3	214.8	195.3	180.5	177.6
42.5°	823.5	783.0	551.6	319.8	254.1	237.9	215.9	190.5	171.8	161.3	159.8
45°	900.1	832.7	515.9	275.9	230.2	219.8	195.0	171.6	160.0	152.3	151.0
47.5°	987.6	888.4	478.5	240.3	209.9	202.9	178.2	163.1	153.9	147.9	146.7
50°	1095.1	951.3	438.8	211.0	189.5	182.6	170.3	158.4	151.1	146.5	145.3
52.5°	1216.4	1022.3	410.2	187.9	172.6	167.6	166.1	155.9	150.0	146.5	145.3
55°	1347.0	1094.5	379.3	168.5	157.9	159.3	163.4	156.2	152.1	147.9	146.2
57.5°	1477.7	1169.1	344.9	152.1	146.3	153.2	161.5	156.7	153.3	149.1	147.6
60°	1581.0	1216.4	291.6	138.4	137.1	146.3	156.9	152.9	148.5	148.6	148.4
62.5°	1629.3	1213.9	232.7	126.2	127.9	137.1	149.6	147.0	143.3	148.2	148.6
65°	1602.2	1153.4	181.1	115.1	118.1	127.6	142.1	144.1	145.3	154.8	156.0
67.5°	1488.5	1035.6	140.3	105.4	109.2	121.0	142.8	156.9	158.6	168.5	168.4
69°	1370.9	925.2	121.9	100.3	104.7	122.6	152.6	165.1	158.9	169.5	168.0
70°	1272.3	837.9	112.1	96.9	102.7	125.5	159.2	165.0	157.1	166.1	163.6
72.5°	979.9	602.8	95.0	90.6	95.9	120.1	161.1	161.3	152.6	154.4	150.1
75°	672.1	380.9	82.9	82.1	85.6	108.3	155.0	154.2	141.2	138.7	135.1
77.5°	370.6	193.5	70.5	73.9	76.3	95.9	140.9	139.7	128.9	123.7	122.4
80°	142.9	84.7	59.5	65.7	67.2	83.1	123.5	122.4	113.4	106.6	104.7
82.5°	53.9	44.4	49.2	56.8	56.3	68.6	104.6	104.0	95.3	85.3	82.3
85°	25.0	26.6	38.9	46.9	43.2	50.8	83.7	84.8	74.2	62.4	62.4
87.5°	10.6	14.9	27.6	35.4	29.1	34.3	61.4	58.6	53.8	37.3	35.0
90°	0.0	0.0	0.0	0.0	0.0	0.0	0.0	0.0	0.0	0.0	0.0



Signify Classified - Internal  
Cooper Lighting Solutions Photometric Lab  
1121 Highway 74 South  
Peachtree City, GA 30269

Scaled Data Report



Report Generated By 670245982

Signify Classified - Internal  
Cooper Lighting Solutions Photometric Lab  
1121 Highway 74 South  
Peachtree City, GA 30269

Scaled Data Report



Signify Classified - Internal  
Cooper Lighting Solutions Photometric Lab  
1121 Highway 74 South  
Peachtree City, GA 30269

Scaled Data Report



Signify Classified - Internal  
Cooper Lighting Solutions Photometric Lab  
1121 Highway 74 South  
Peachtree City, GA 30269

Scaled Data Report



Signify Classified - Internal  
Cooper Lighting Solutions Photometric Lab  
1121 Highway 74 South  
Peachtree City, GA 30269

Scaled Data Report



--- HS    — SS

Signify Classified - Internal  
Cooper Lighting Solutions Photometric Lab  
1121 Highway 74 South  
Peachtree City, GA 30269

Scaled Data Report



u

Signify Classified - Internal  
Cooper Lighting Solutions Photometric Lab  
1121 Highway 74 South  
Peachtree City, GA 30269

Scaled Data Report



Signify Classified - Internal  
Cooper Lighting Solutions Photometric Lab  
1121 Highway 74 South  
Peachtree City, GA 30269

Scaled Data Report



(END OF REPORT)